



MIG/MAG



Catalogue 2006/2007

Technology for the Welder's World.





Content

MIG/MAG-Welding Torches

- MIG/MAG Welding Torches „MB GRIP“ air-cooled (up to 230 A) Page 4–5
MB GRIP 15 AK / 25 AK
- MIG/MAG Welding Torches „MB GRIP“ air-cooled (up to 320 A) Page 6–7
MB GRIP 24 KD / 26 KD / 36 KD
- MIG/MAG Welding Torches „MB GRIP“ liquid-cooled (up to 550 A) Page 8–9
MB GRIP 240 D / 401 D / 401 / 501 D / 501
- MIG/MAG -Welding Torches „MB“ air- and liquid-cooled (up to 550 A) Page 10–11
MB 15 AK / 15 AK-FX / 25 AK / 25 AK-FX
MB 24 KD / 26 KD / 36 KD
MB 240 D / 401 D / 401 / 501 D / 501
- MIG/MAG -Welding Torches „ABIMIG®“ air-cooled (up to 250 A) Page 12–13
ABIMIG® 150 / 150 T / 200 / 200 T / 250 / 250 T
- MIG/MAG Welding Torches „ABIMIG®“ air-cooled (up to 450 A) Page 14–15
ABIMIG® 300 / 300 T / 350 / 350 T / 450 / 450 T
- MIG/MAG Welding Torches „ABIMIG®“ liquid-cooled (up to 550 A) Page 16–17
ABIMIG® 240 D WT / 401 D WT / 401 WT / 501 D WT / 501 WT
- MIG/MAG Welding Torches „ABIMIG®“ liquid-cooled (up to 600 A) Page 18–19
ABIMIG® 452 W / 452 D W / 535 / 645
- MIG/MAG Welding Torches Push-Pull „PP“ air- and liquid-cooled (up to 350 A) Page 20–21
PP 24 D / 36 D / 240 D / 401 D
- MIG/MAG Fume Extraction Torches „RAB Plus“ air- and liquid-cooled (upt to 550 A) Page 22–23
RAB Plus 15 AK / 24 KD / 25 AK / 36 KD / 240 D / 501 D / 501
- MIG/MAG Automatic Welding Torches air- and liquid-cooled Page 24–25
AUT / ABIMIG® MT

Spare Parts

- Bikox, Control Cables, Hoses, Handles and Liner Page 26–28

Cooling Recirculators

- WK 23 / WK 43 Page 29

Welding Accessories

- Anti-Spatter Spray, Düsofix, Wire Cleaning Set, Special Coolant and so on ... Page 30–31

Central adaptor and central connector system

- The universal connection ... Page 32–35

Central adaptor with spring contacts

- Flexible contacting ... Page 36–37

MIG/MAG-Welding Torches "MB GRIP" air-cooled

Rating 150 A up to 230 A

The MIG/MAG-Torch series "MB GRIP" in air and liquid-cooled variants is the finest solution of its kind. It combines progressive technology and quality with optimum ergonomics, enabling trouble-free operation for every application.

"GRIP" and ball joint on the handle guarantee high gripping security as well as optimal handling. All torches are thoroughly designed to provide comfortable and precise operation.

- Ergonomic short handle with "GRIP" – for best accessibility
- "GRIP", soft components on the handle and thumb rest – positive handling even in extreme circumstances
- Ball joint with optimal turning radius – perfect handling
- Optimum cooling of the torch – extending torch life
- BIKOX® R air-cooled torches – high flexibility even at low temperatures, extremely UV-resistant, considerably increased temperature stability and tensile strength
- Time-saving torch change-over due to the ABICOR BINZEL central connector



MB GRIP 15 AK

Technical data (EN 60 974-7):

Rating: 180 A CO₂
150 A Mixed Gases
M21 (DIN EN 439)

Duty cycle: 60 %

Wire size: 0.6–1.0 mm

MB GRIP 25 AK

Technical data (EN 60 974-7):

Rating: 230 A CO₂
200 A Mixed Gases
M21 (DIN EN 439)

Duty cycle: 60 %

Wire size: 0.8–1.2 mm

Torch complete* Type	Handle	Part-No.			Swan neck	
		3 m	4 m	5 m	Type	Part-No.
MB GRIP 15 AK	GRIP	002.0604	002.0605	002.0606	50°	002.0009
MB GRIP 25 AK	GRIP	004.0510	004.0511	004.0512	50°	004.0012

* All torches are equipped including central adaptor with spring pins.

MB GRIP 15, MB GRIP 25

Wear parts

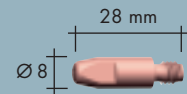
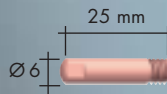
MB GRIP 15

MB GRIP 25



Gas nozzle (10 pcs.)

	Ø A		Ø B	
Cylindrical	Ø 16	145.0041	Ø 18	145.0042
Conical	Ø 12	145.0075	Ø 15	145.0076
Conical	Ø 9.5	145.0123	Ø 11.5	145.0124



Contact tip (10 pcs.)

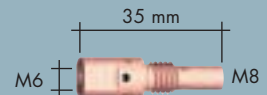
		M6	M6
E-Cu	Ø 0.6	140.0008	-
	Ø 0.8	140.0059	140.0051
	Ø 1.0	140.0253	140.0242
	Ø 1.2	-	140.0379
E-Cu for Al	Ø 0.8	141.0002	141.0001
	Ø 1.0	141.0007	141.0006
	Ø 1.2	-	141.0010
CuCrZr	Ø 0.6	140.0855	-
	Ø 0.8	140.0062	140.0054
	Ø 1.0	140.0256	140.0245
	Ø 1.2	-	140.0382

Nozzle spring (20 pcs.)



	002.0058	003.0013
--	----------	----------

Gas nozzle holder / Contact tip holder



M6	002.0078	142.0001 (10 pcs.)
----	----------	--------------------



Liner		for 3 m	for 4 m	for 5 m
Insulated liner	Ø 0.6	124.0011	124.0012	124.0015
	Ø 0.8	124.0011	124.0012	124.0015
	Ø 1.0	124.0026	124.0031	124.0035
	Ø 1.2	124.0026	124.0031	124.0035
PTFE liner	Ø 0.6	126.0005	126.0008	126.0011
	Ø 0.8	126.0005	126.0008	126.0011
	Ø 1.0	126.0021	126.0026	126.0028
	Ø 1.2	126.0021	126.0026	126.0028
Carbon PTFE liner	Ø 0.6	127.0002	127.0003	127.0004
	Ø 0.8	127.0002	127.0003	127.0004
	Ø 1.0	127.0005	127.0007	127.0008
	Ø 1.2	127.0005	127.0007	127.0008

MIG/MAG-Welding Torches "MB GRIP" air-cooled

Rating 220 A up to 320 A

- Ergonomic short handle with "GRIP" – for best accessibility
- "GRIP", soft components on the handle and thumb rest – positive handling even in extreme circumstances
- Ball joint with optimal turning radius – perfect handling
- Optimum cooling of the torch – extending torch life
- BIKOX® R air-cooled torches – high flexibility even at low temperatures, extremely UV-resistant, considerably increased temperature stability and tensile strength
- Time-saving torch change-over due to the ABICOR BINZEL central connector



MB GRIP 24 KD

Technical data (EN 60 974-7):

Rating: 250 A CO₂
220 A Mixed Gases
M21 (DIN EN 439)

Duty cycle: 60 %

Wire size: 0.8–1.2 mm

MB GRIP 26 KD

Technical data (EN 60 974-7):

Rating: 270 A CO₂
240 A Mixed Gases
M21 (DIN EN 439)

Duty cycle: 60 %

Wire size: 0.8–1.2 mm

MB GRIP 36 KD

Technical data (EN 60 974-7):

Rating: 320 A CO₂
290 A Mixed Gases
M21 (DIN EN 439)

Duty cycle: 60 %

Wire size: 0.8–1.2 mm

Torch complete*	Handle	Part-No.			Swan neck	
		3 m	4 m	5 m	Type	Part-No.
MB GRIP 24 KD	GRIP	012.0251	012.0252	012.0253	50°	012.0001
MB GRIP 26 KD	GRIP	018.0146	018.0147	018.0148	50°	018.0001
MB GRIP 36 KD	GRIP	014.0334	014.0335	014.0336	50°	014.0006

* All torches are equipped including central adaptor with spring pins.


MB GRIP 24, MB GRIP 26, MB GRIP 36

Wear parts

MB GRIP 24

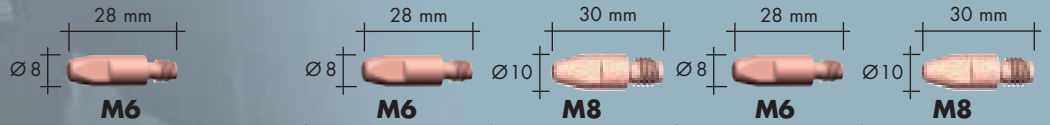
MB GRIP 26

MB GRIP 36




Gas nozzle (10 pcs.)

	Ø A		Ø B		Ø C	
Cylindrical	Ø 17	145.0047	Ø 20	145.0051	Ø 19	145.0045
Conical	Ø 12.5	145.0080	Ø 16	145.0085	Ø 16	145.0078
Conical	Ø 10	145.0128	Ø 14	145.0132	Ø 12	145.0126



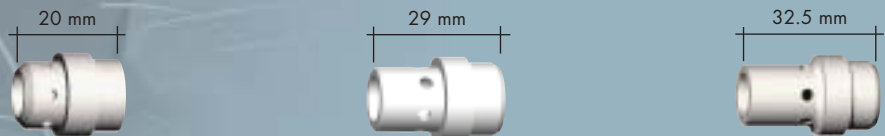
Contact tip (10 pcs.)

		M6	M6	M8	M6	M8
E-Cu	Ø 0.8	140.0051	140.0051	140.0114	140.0051	140.0114
	Ø 1.0	140.0242	140.0242	140.0313	140.0242	140.0313
	Ø 1.2	140.0379	140.0379	140.0442	140.0379	140.0442
E-Cu for Al	Ø 0.8	141.0001	141.0001	141.0003	141.0001	141.0003
	Ø 1.0	141.0006	141.0006	141.0008	141.0006	141.0008
	Ø 1.2	141.0010	141.0010	141.0015	141.0010	141.0015
CuCrZr	Ø 0.8	140.0054	140.0054	140.0117	140.0054	140.0117
	Ø 1.0	140.0245	140.0245	140.0316	140.0245	140.0316
	Ø 1.2	140.0382	140.0382	140.0445	140.0382	140.0445



Contact tip holder (10 pcs.)

	M6	M6 / M8	M6 / M8
M6	142.0003	142.0007	142.0005
M8	-	142.0082	142.0020



Gas diffuser (10 pcs.)

	012.0183	018.0116	014.0261
Standard	012.0183	018.0116	014.0261
Long life	-	-	014.0026
Ceramic	-	018.0141	014.0023

Liner

for 3 m

for 4 m

for 5 m



		for 3 m	for 4 m	for 5 m
Liner	Ø 0.8	124.0011	124.0012	124.0015
	Ø 1.0	124.0026	124.0031	124.0035
	Ø 1.2	124.0026	124.0031	124.0035
PTFE liner	Ø 0.8	126.0005	126.0008	126.0011
	Ø 1.0	126.0021	126.0026	126.0028
	Ø 1.2	126.0021	126.0026	126.0028
Carbon liner	Ø 0.8	127.0002	127.0003	127.0004
	Ø 1.0	127.0005	127.0007	127.0008
	Ø 1.2	127.0005	127.0007	127.0008

MIG/MAG-Welding Torches "MB GRIP" liquid-cooled

Rating 270 A up to 550 A

- Ergonomic short handle with "GRIP" – for best accessibility
- "GRIP", soft components on the handle and thumb rest – positive handling even in extreme circumstances
- Ball joint with optimal turning radius – perfect handling
- Optimum cooling of the torch – extending torch life
- Time-saving torch change-over due to the ABICOR BINZEL central connector
- Ergonomically and technically mature and 100 % reliable



MB GRIP 240 D

Technical data (EN 60 974-7):

Rating: 300 A CO₂
 270 A Mixed Gases
 M21 (DIN EN 439)

Duty cycle: 100 %
 Wire size: 0.8–1.2 mm

MB GRIP 401 D / MB GRIP 401

Technical data (EN 60 974-7):

Rating: 400 A / 450 A CO₂
 350 A / 400 A Mixed Gases
 M21 (DIN EN 439)

Duty cycle: 100 %
 Wire size: 0.8–1.2 mm

MB GRIP 501 D / MB GRIP 501

Technical data (EN 60 974-7):

Rating: 500 A / 550 A CO₂
 450 A / 500 A Mixed Gases
 M21 (DIN EN 439)

Duty cycle: 100 %
 Wire size: 1.0–1.6 mm (2.4)

Torch complete* Type	Handle	Part-No.			Swan neck	
		3 m	4 m	5 m	Type	Part-No.
MB GRIP 240 D	GRIP	023.0225	023.0226	023.0227	50°	023.0228
MB GRIP 401 D	GRIP	033.0271	033.0272	033.0273	50°	033.0277
MB GRIP 401	GRIP	030.0205	030.0206	030.0207	50°	030.0208
MB GRIP 501 D	GRIP	034.0492	034.0493	034.0494	50°	034.0496
MB GRIP 501	GRIP	032.0231	032.0232	032.0233	50°	032.0234

* All torches are equipped including central adaptor with spring pins.


MB GRIP 240, MB GRIP 401 / 501

Wear parts

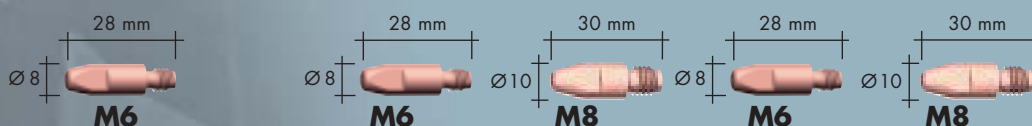
MB GRIP 240

MB GRIP 401 D / 501 D


MB GRIP 401 / 501



Gas nozzle (10 pcs.)	Ø A		Ø B		Ø C	
Cylindrical	Ø 17	145.0047	Ø 20	145.0051	Ø 20	145.0051
Conical	Ø 12.5	145.0080	Ø 16	145.0085	Ø 16	145.0085
Conical	Ø 10	145.0128	Ø 14	145.0132	Ø 14	145.0132



Contact tip (10 pcs.)		M6	M6	M8	M6	M8
E-Cu	Ø 0.8	140.0051	140.0051	140.0114	140.0051	140.0114
	Ø 1.0	140.0242	140.0242	140.0313	140.0242	140.0313
	Ø 1.2	140.0379	140.0379	140.0442	140.0379	140.0442
	Ø 1.6	-	140.0555	140.0587	140.0555	140.0587
E-Cu for Al	Ø 0.8	141.0001	141.0001	141.0003	141.0001	141.0003
	Ø 1.0	141.0006	141.0006	141.0008	141.0006	141.0008
	Ø 1.2	141.0010	141.0010	141.0015	141.0010	141.0015
	Ø 1.6	-	141.0020	141.0022	141.0020	141.0022
CuCrZr	Ø 0.8	140.0054	140.0054	140.0117	140.0054	140.0117
	Ø 1.0	140.0245	140.0245	140.0316	140.0245	140.0316
	Ø 1.2	140.0382	140.0382	140.0445	140.0382	140.0445
	Ø 1.6	-	140.0558	140.0590	140.0558	140.0590



Contact tip holder (10 pcs.)			
M6	142.0003	142.0008	-
M8	-	142.0022	-



Gas diffuser (10 pcs.)			
Standard	012.0183	030.0145	030.0145
Long life	-	030.0037	030.0037
Ceramic	-	030.0190	030.0190

Liner		for 3 m	for 4 m	for 5 m
Liner	Ø 0.8	122.0005	122.0007	122.0009
	Ø 1.0	122.0031	122.0036	122.0039
	Ø 1.2	122.0031	122.0036	122.0039
	Ø 1.6	122.0056	122.0060	122.0063
PTFE liner	Ø 0.8	126.0005	126.0008	126.0011
	Ø 1.0	126.0021	126.0026	126.0028
	Ø 1.2	126.0021	126.0026	126.0028
	Ø 1.6	126.0039	126.0042	126.0045
Carbon PTFE liner	Ø 0.8	127.0002	127.0003	127.0004
	Ø 1.0	127.0005	127.0007	127.0008
	Ø 1.2	127.0005	127.0007	127.0008
	Ø 1.6	127.0010	127.0012	127.0013



MIG/MAG Welding Torches "MB" air and liquid-cooled

Rating 150 A up to 550 A

The MIG/MAG torch series "MB" is available in air- and liquid-cooled variants and combines progressive technology and quality, enabling trouble-free operation for every application. All torches are thoroughly designed to provide comfortable and precise operation.

- Worldwide recognized top quality
- Ergonomically and technically mature and 100% reliable
- Optimum cooling of the torch, extending torch life
- Time-saving torch change-over due to the ABICOR BINZEL central adaptor system



Technical data (EN 60 974-7):

MIG/MAG-Welding Torch "MB" (air-cooled)

Type	Rating (A)		Duty cycle (%)	Wire- \emptyset (mm)
	CO ₂	Mixed Gases M21		
MB 15 AK / MB 15 AK-FX	180	150	60	0.6 - 1.0
MB 24 KD	250	220	35	0.8 - 1.2
MB 25 AK / MB 25 AK-FX	230	200	60	0.8 - 1.2
MB 26 KD	230	200	35	0.8 - 1.2
MB 36 KD	300	270	60	0.8 - 1.2

MIG/MAG-Welding Torch "MB" (liquid-cooled)

Type	Rating (A)		Duty cycle (%)	Wire- \emptyset (mm)
	CO ₂	Mixed Gases M21		
MB 240 D	300	270	100	0.8 - 1.2
MB 401 D	400	350	100	0.8 - 1.2
MB 401	450	400	100	0.8 - 1.2
MB 501 D	500	450	100	1.0 - 1.6
MB 501	550	500	100	1.0 - 1.6

Subjects to change without notice.

"MB" Torch series



- 1** MB 15 AK
- 2** MB 15 AK FX
- 3** MB 24 KD
- 4** MB 25 AK
- 5** MB 25 AK FX
- 6** MB 26 KD
- 7** MB 36 KD
- 8** MB 240 D
- 9** MB 401 / MB 401 D
- 10** MB 501 / MB 501 D

Torch complete* Type	Handle	Part-No.			Swan neck	
		3 m	4 m	5 m	Type	Part-No.
MB 15 AK	ERGO	002.0449	002.0450	002.0451	50°	002.0009
MB 15 AK-FX	ERGO	002.0455	002.0456	002.0469	Flexible	002.0029
MB 25 AK	ERGO	004.0312	004.0313	004.0314	50°	004.0012
MB 25 AK-FX	ERGO	004.0329	004.0330	004.0331	Flexible	004.0032
MB 24 KD	ERGO	012.0103	012.0104	012.0105	50°	012.0001
MB 26 KD	ERGO	018.0062	018.0063	018.0064	50°	018.0001
MB 36 KD	ERGO	014.0143	014.0144	014.0145	50°	014.0006
MB 240 D	ERGO	023.0077	023.0078	023.0079	50°	023.0001
MB 401 D	ERGO	033.0107	033.0108	033.0109	50°	033.0001
MB 401	ERGO	030.0125	030.0126	030.0127	50°	030.0001
MB 501 D	ERGO	034.0160	034.0161	034.0162	50°	034.0001
MB 501	ERGO	032.0145	032.0146	032.0147	50°	032.0002

* Complete torches (central adaptor with spring pins) see page 37.

Wear parts see "MB GRIP"-Torches of similar design (Page 4–9).

MIG/MAG Welding Torches "ABIMIG®" air-cooled

Rating 140 A up to 250 A

The ABIMIG® air-cooled torches with optional fixed or turnable necks, are suitable for almost all welding jobs. Due to the separated liner (on the turnable type) a quick neck change is possible without any problems. The insulated screwable gas nozzles have a rating of up to 450 A. Different types of handles and triggers lengths offer variable handling and round up the profile of the torch range. Considering the overall possibilities of this product line, they are ideal for industrial high-performance applications.

- High performance whatever the welding job
- Quickly changeable, turnable torch neck with separated liner
- BIKOX® R – high flexibility even at temperatures below zero, extremely UV-resistant, considerably increased temperature stability and tensile strength



ABIMIG® 150 / 150 T

Technical data (EN 60 974-7):

Rating: 160 A CO₂
 140 A Mixed Gases
 M21 (DIN EN 439)

Duty cycle: 60 %
 Wire size: 0.6–1.0 mm

ABIMIG® 200 / 200 T

Technical data (EN 60 974-7):

Rating: 180 A CO₂
 150 A Mixed Gases
 M21 (DIN EN 439)

Duty cycle: 60 %
 Wire size: 0.6–1.0 mm

ABIMIG® 250 / 250 T

Technical data (EN 60 974-7):

Rating: 250 A CO₂
 200 A Mixed Gases
 M21 (DIN EN 439)

Duty cycle: 60 %
 Wire size: 0.8–1.2 mm

Torch complete Type	Handle	Part-No.			Swan neck	
		3 m	4 m	5 m	Type	Part-No.
ABIMIG® 150*	Handle L	767.D001	767.D002	767.D003	50°	767.D004
ABIMIG® 150 T	Handle L	006.D361	006.D362	006.D363	45°	006.D291
ABIMIG® 200*	Handle L	767.D100	767.D101	767.D102	50°	767.D109
ABIMIG® 200 T	Handle L	002.D517	002.D518	002.D519	45°	004.D281
ABIMIG® 250*	Handle S	767.D200	767.D207	767.D208	50°	767.D201
ABIMIG® 250 T	Handle S	004.D517	004.D518	004.D519	45°	004.D632



* also available as machine torch (straight or 45° bent)

ABIMIG® 150, ABIMIG® 200, ABIMIG® 250

Wear parts

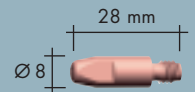
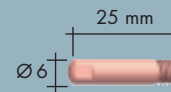
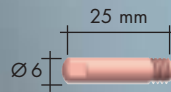
ABIMIG® 150

ABIMIG® 200 / 250




Gas nozzle (10 pcs.)

	Ø A	X1		Ø B	X2	
Conical	Ø 12	52 mm	145.D001	Ø 16	70 mm	145.D011
Conical	Ø 12	54 mm	145.D004	Ø 14	67 mm	145.D012
Cylindrical	Ø 17	52 mm	145.D003	Ø 18	69 mm	145.D014



Contact tip (10 pcs.)

		M6	M6	M6
E-Cu	Ø 0.6	140.0008	140.0008	-
	Ø 0.8	140.0059	140.0059	140.0051
	Ø 1.0	140.0253	140.0253	140.0242
	Ø 1.2	-	-	140.0379
E-Cu for Al	Ø 0.8	141.0002	141.0002	141.0001
	Ø 1.0	141.0007	141.0007	141.0006
	Ø 1.2	-	-	141.0010
CuCrZr	Ø 0.6	140.0855	140.0855	-
	Ø 0.8	140.0062	140.0062	140.0054
	Ø 1.0	140.0256	140.0256	140.0245
	Ø 1.2	-	-	140.0382



Contact tip holder (10 pcs.)

	006.D295	004.D279
--	----------	----------

Neck liner for ABIMIG® T-Line



Standard	Ø 0.6	122.D037	122.D037
	Ø 0.8	122.D037	122.D037
	Ø 1.0	122.D038	122.D038
	Ø 1.2	-	122.D038
Brass for Al	Ø 0.6	122.D040	122.D040
	Ø 0.8	122.D040	122.D040
	Ø 1.0	-	122.D041
	Ø 1.2	-	122.D041

Liner		for 3 m	for 4 m	for 5 m
Insulated liner	Ø 0.6	124.D002 ¹⁾	-	124.D003 ¹⁾
	Ø 0.8	124.D006 ¹⁾	124.0011 ²⁾	124.D007 ¹⁾ 124.0012 ²⁾
	Ø 1.0	124.D006 ¹⁾	124.0026 ²⁾	124.D007 ¹⁾ 124.0031 ²⁾
	Ø 1.2	-	124.0026 ²⁾	- 124.0031 ²⁾
PTFE liner	Ø 0.8	126.0005	126.0008	126.0011
	Ø 1.0	126.0021	126.0026	126.0028
	Ø 1.2	126.0021	126.0026	126.0028
Carbon PTFE liner	Ø 0.6	127.0002	127.0003	127.0004
	Ø 0.8	127.0002	127.0003	127.0004
	Ø 1.0	127.0005	127.0007	127.0008
	Ø 1.2	127.0005	127.0007	127.0008

¹⁾ only for ABIMIG® 150/200 • ²⁾ only for ABIMIG® 250

MIG/MAG Welding Torches "ABIMIG®" air-cooled

Rating 250 A up to 450 A

- High performance whatever the welding job
- Quickly changeable, turnable torch neck with separated liner
- BIKOX® R – high flexibility even at temperatures below zero, extremely UV-resistant, considerably increased temperature stability and tensile strength



ABIMIG® 300 / 300 T

Technical data (EN 60 974-7):

Rating: 315 A CO₂
 250 A Mixed Gases
 M21 (DIN EN 439)

Duty cycle: 60 %

Wire size: 0.8–1.2 mm

ABIMIG® 350 / 350 T

Technical data (EN 60 974-7):

Rating: 360 A CO₂
 320 A Mixed Gases
 M21 (DIN EN 439)

Duty cycle: 60 %

Wire size: 1.0–1.6 mm

ABIMIG® 450 / 450 T

Technical data (EN 60 974-7):

Rating: 450 A CO₂
 400 A Mixed Gases
 M21 (DIN EN 439)

Duty cycle: 60 %

Wire size: 1.0–2.4 mm

Torch complete Type	Handle	Part-No.			Swan neck	
		3 m	4 m	5 m	Type	Part-No.
ABIMIG® 300*	Handle S	767.D300	767.D307	767.D308	50°	767.D301
ABIMIG® 300 T	Handle S	018.D537	018.D538	018.D539	45°	018.D777
ABIMIG® 350*	Handle S	767.D400	767.D407	767.D408	50°	767.D426
ABIMIG® 350 T	Handle S	014.D584	014.D585	014.D586	45°	014.D786
ABIMIG® 450*	Handle V	767.D500	767.D508	767.D509	50°	767.D501
ABIMIG® 450 T	Handle V	016.D202	016.D203	016.D204	45°	016.D230



* also available as machine torch (straight or 45° bent)

ABIMIG® 300, ABIMIG® 350, ABIMIG® 450

Wear parts

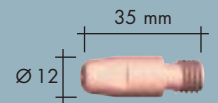
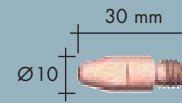
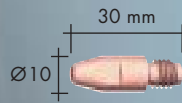
ABIMIG® 300 / 350

ABIMIG® 450





Gas nozzle (10 pcs.)

	Ø A	X1		Ø B	X2	
Conical	Ø 18	72 mm	145.D021	Ø 13	85 mm	145.D243
Conical	Ø 16	69 mm	145.D022	Ø 16	85 mm	145.D244
Cylindrical	Ø 21	72 mm	145.D024	Ø 24	83 mm	145.D249



Contact tip (10 pcs.)

		M8	M8	M10
E-Cu	Ø 0.8	140.0114	-	-
	Ø 1.0	140.0313	-	-
	Ø 1.2	140.0442	-	-
	Ø 1.6	140.0587	-	-
	Ø 2.4	-	-	-
E-Cu for Al	Ø 0.8	141.0003	-	-
	Ø 1.0	141.0008	-	-
	Ø 1.2	141.0015	-	-
	Ø 1.6	141.0022	-	-
CuCrZr	Ø 0.8	140.0117	-	-
	Ø 1.0	140.0316	140.0316	140.0348
	Ø 1.2	140.0445	140.0445	140.0481
	Ø 1.6	140.0590	140.0590	140.0616
	Ø 2.4	-	140.0679	140.0698



Contact tip holder (10 pcs.)

M8		018.D707	016.D114
M10		-	016.D125

Neck liner for "T" torches



Standard	Ø 0.6-0.8	122.D037	-
	Ø 1.0-1.2	122.D038	122.D077
	Ø 1.6	122.D045	122.D078
Brass for Al	Ø 0.6-1.0	122.D040	-
	Ø 1.0-1.2	122.D041	-

Liner		for 3 m	for 4 m	for 5 m	Liner	for 3, 4 & 5 m	
Insulated liner	Ø 0.8	124.0011	124.0012	124.0015	Insulated liner	Ø 1.0	124.D039
	Ø 1.0	124.0026	124.0031	124.0035		Ø 1.2	124.D039
	Ø 1.2	124.0026	124.0031	124.0035		Ø 1.6	124.D044
	Ø 1.6	124.0041	124.0042	124.0044		Ø 2.4	124.D049
PTFE liner	Ø 0.8	126.0005	126.0008	126.0011			
	Ø 1.0	126.0021	126.0026	126.0028			
	Ø 1.2	126.0021	126.0026	126.0028			
	Ø 1.6	126.0039	126.0042	126.0045			
Carbon PTFE liner	Ø 0.8	127.0002	127.0003	127.0004			
	Ø 1.0	127.0005	127.0007	127.0008			
	Ø 1.2	127.0005	127.0007	127.0008			
	Ø 1.6	127.0010	127.0012	127.0013			

MIG/MAG Welding Torches "ABIMIG®" liquid-cooled (turnable) Rating 270 A up to 550 A

Based on the well-established liquid-cooled MB series, this new generation of torches is a must for every expert. The safe cooling system allows a flexible torch – without danger of leakage. A separated liner between the cable assembly and the torch neck enables a quick neck change to suit the type of welding job, saving you time and money.

- High performance whatever the welding job
- Free positioning of the torch neck
- Quickly changeable, turnable torch neck with separated liner



ABIMIG® 240 D WT

Technical data (EN 60 974-7):

Rating: 300 A CO₂
 270 A Mixed Gases
 M21 (DIN EN 439)
 Duty cycle: 100 %
 Wire size: 0.8–1.2 mm

ABIMIG® 401 D WT / 401 WT

Technical data (EN 60 974-7):

Rating: 400 A / 450 A CO₂
 350 A / 400 A Mixed Gases
 M21 (DIN EN 439)
 Duty cycle: 100 %
 Wire size: 0.8–1.2 mm

ABIMIG® 501 D WT / 501 WT

Technical data (EN 60 974-7):

Rating: 500 A / 550 A CO₂
 450 A / 500 A Mixed Gases
 M21 (DIN EN 439)
 Duty cycle: 100 %
 Wire size: 1.0–1.6 mm

Torch complete Type	Handle	Part-No.			Swan neck	
		3 m	4 m	5 m	Type	Part-No.
ABIMIG® 240 D WT	Handle V	023.D015	023.D016	023.D017	50°	023.D018
ABIMIG® 401 D WT	Handle V	033.D065	033.D066	033.D067	50°	033.D052
ABIMIG® 401 WT	Handle V	030.D008	030.D009	030.D010	50°	030.D011
ABIMIG® 501 D WT	Handle V	034.D030	034.D031	034.D032	50°	034.D033
ABIMIG® 501 WT	Handle V	032.D034	032.D035	032.D036	50°	032.D024


ABIMIG® 240, ABIMIG® 401/501

Wear parts

ABIMIG® 240

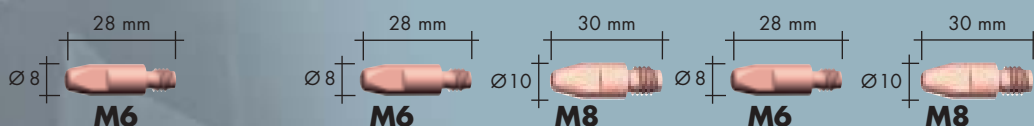
ABIMIG® 401 D ABIMIG® 501 D

ABIMIG® 401 ABIMIG® 501




Gas nozzle (10 pcs.)

	Ø A		Ø B		Ø C	
Cylindrical	Ø 17	145.0047	Ø 20	145.0051	Ø 20	145.0051
Conical	Ø 12.5	145.0080	Ø 16	145.0085	Ø 16	145.0085
Conical	Ø 10	145.0128	Ø 14	145.0132	Ø 14	145.0132



Contact tip (10 pcs.)

		M6	M6	M8	M6	M8
E-Cu	Ø 0.8	140.0051	140.0051	140.0114	140.0051	140.0114
	Ø 1.0	140.0242	140.0242	140.0313	140.0242	140.0313
	Ø 1.2	140.0379	140.0379	140.0442	140.0379	140.0442
	Ø 1.6	-	140.0555	140.0587	140.0555	140.0587
E-Cu for Al	Ø 0.8	141.0001	141.0001	141.0003	141.0001	141.0003
	Ø 1.0	141.0006	141.0006	141.0008	141.0006	141.0008
	Ø 1.2	141.0010	141.0010	141.0015	141.0010	141.0015
	Ø 1.6	-	141.0020	141.0022	141.0020	141.0022
CuCrZr	Ø 0.8	140.0054	140.0054	140.0117	140.0054	140.0117
	Ø 1.0	140.0245	140.0245	140.0316	140.0245	140.0316
	Ø 1.2	140.0382	140.0382	140.0445	140.0382	140.0445
	Ø 1.6	-	140.0558	140.0590	140.0558	140.0590



Contact tip holder (10 pcs.)

M6	142.0003	142.0008	-
M8	-	142.0022	-



Gas diffuser (10 pcs.)

Standard	012.0183	030.0145	030.0145
Long life	-	030.0037	030.0037
Ceramic	-	030.0190	030.0190

Neck liner

Liner	bis Ø 1.2	123.D097
	bis Ø 1.6	123.D098
Liner for Al	bis Ø 1.0	120.D145
	bis Ø 1.2	120.D146
Liner for Al	Ø 0.8-1.0	126.D001
	Ø 1.0-1.2	126.D002
	Ø 1.6	126.D003

Liner

for 3 m

for 4 m

for 5 m

Liner	Ø 0.8	122.0005	122.0007	122.0009
	Ø 1.0	122.0031	122.0036	122.0039
	Ø 1.2	122.0031	122.0036	122.0039
	Ø 1.6	122.0056	122.0060	122.0063
PTFE liner	Ø 0.8	126.0005	126.0008	126.0011
	Ø 1.0	126.0021	126.0026	126.0028
	Ø 1.2	126.0021	126.0026	126.0028
	Ø 1.6	126.0039	126.0042	126.0045
Carbon PTFE liner	Ø 0.8	127.0002	127.0003	127.0004
	Ø 1.0	127.0005	127.0007	127.0008
	Ø 1.2	127.0005	127.0007	127.0008
	Ø 1.6	127.0010	127.0012	127.0013

MIG/MAG Welding Torches "ABIMIG®" liquid-cooled

Rating 300 A up to 600 A

The new product line ABIMIG® comprises all torches for the MIG/MAG process. Besides the even more ergonomic handle, a module handle offers different switching and control options for every application. The whole product line is smaller in size and offers a substantially improved accessibility.

- Double-cooling circuit of the liquid-cooled torches and large areas for current and heat transfer – low spatter adhesion, the torch is staying cool
- Optimum cooling of the torch, extending torch life
- Ergonomically and technically matured and 100% reliable
- Time-saving torch change-over due to the ABICOR BINZEL central plug- and central-connecting system



ABIMIG® 452 D W

Technical data (EN 60 974-7):

Rating: 450 A DC
300 A Pulse
Mixed Gases M21
(DIN EN 439)

Duty cycle: 100 %

Wire size: 0.8–1.6 mm



ABIMIG® 452 W

Technical data (EN 60 974-7):

Rating: 500 A DC
325 A Pulse
Mixed Gases M21
(DIN EN 439)

Duty cycle: 100 %

Wire size: 0.8–1.6 mm



ABIMIG® 535 W

Technical data (EN 60 974-7):

Rating: 500 A DC
350 A Pulse
Mixed Gases M21
(DIN EN 439)

Duty cycle: 100 %

Wire size: 0.8–1.6 mm



ABIMIG® 645 W

Technical data (EN 60 974-7):

Rating: 600 A DC
450 A Pulse
Mixed Gases M21
(DIN EN 439)

Duty cycle: 100 %

Wire size: 0.8–1.6 mm

Torch complete*	Handle ABIMIG®	Part-No.			Swan neck	
		3 m	4 m	5 m	Type	Part-No.
ABIMIG® 452 D W	with ball joint	766.0213	766.0214	766.0215	50°	766.0002
ABIMIG® 452 W	with ball joint	766.0210	766.0211	766.0212	50°	766.0001
ABIMIG® 535 W	with ball joint	766.1013	766.1014	766.1015	50°	766.1001
ABIMIG® 645 W	with ball joint	766.1016	766.1017	766.1018	50°	766.1002

* Complete torches (central adaptor with spring pins) see page 37.


ABIMIG® 452 W, ABIMIG® 535 W, ABIMIG® 645 W

Wear parts

ABIMIG® 452 D W ABIMIG® 452 W

ABIMIG® 535 W


ABIMIG® 645 W



Gas nozzle (10 pcs.)

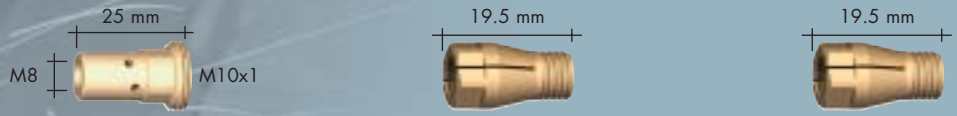
	Ø A		Ø B		Ø C
Cylindrical	Ø 20	145.0051	Ø 19	766.1073	Ø 19 766.1075 (1 pcs.)
Conical	Ø 16	145.0085	Ø 16	766.1072	Ø 16 766.1074 (1 pcs.)
Conical	Ø 14	145.0132	Ø 14	766.1071	-
Gas nozzle adaptor (10 pcs.)	-	-	-	766.1070	-

Contact tip (10 pcs.)




E-Cu	Ø 0.8	140.0114	-	-
	Ø 1.0	140.0313	-	-
	Ø 1.2	140.0442	-	-
	Ø 1.6	140.0587	-	-
E-Cu for Al	Ø 0.8	141.0003	-	-
	Ø 1.0	141.0008	-	-
	Ø 1.2	141.0015	-	-
	Ø 1.6	141.0022	-	-
CuCrZr	Ø 0.8	140.0117	140.1316	140.1310
	Ø 1.0	140.0316	140.1318	140.1312
	Ø 1.2	140.0445	140.1319	140.1313
	Ø 1.6	140.0590	140.1321	140.1315

Contact tip holder / Collet chuck (10 pcs.)



Contact tip holder M8	142.0022 (only for version D)	-	-
Collet chuck	-	766.1051	766.1051

Gas diffuser (10 pcs.)




Standard	030.0145	-	766.1095
Long life	030.0037	766.1054	766.1078
Ceramic	030.0190	-	766.1135
Ceramic L / Adaptor	-	(w/o. fig.) 766.1164 / 766.1165	-

Liner		for 3 m	for 4 m	for 5 m
Liner	Ø 0.8	124.0137	124.0138	124.0139
	Ø 1.0	124.0111	124.0112	124.0113
	Ø 1.2	124.0111	124.0112	124.0113
	Ø 1.6	124.0114	124.0115	124.0116
PTFE liner	Ø 0.8	126.0005	126.0008	126.0011
	Ø 1.0	126.0021	126.0026	126.0028
	Ø 1.2	126.0021	126.0026	126.0028
	Ø 1.6	126.0039	126.0042	126.0045
Carbon PTFE liner	Ø 0.8	127.0002	127.0003	127.0004
	Ø 1.0	127.0005	127.0007	127.0008
	Ø 1.2	127.0005	127.0007	127.0008
	Ø 1.6	127.0010	127.0012	127.0013



MIG/MAG Welding Torches Push-Pull "PP" air- and liquid-cooled



The Push-Pull welding torches of the product line "PP" guarantee constant and problem-free wire feeding. Push-pull guns are ideally suited for hard-to-feed wire like aluminium, thin wire and for extended cable assemblies. Due to their reliability the torches have become the industry standard in shipbuilding, container and tank manufacture, and are also used extensively in the construction of automobiles and railway vehicles. All torches are corresponding in their construction to the well-established MB welding torches of the same style.

Type	Cooling	CO ₂	Mixed Gases M 21 (DIN EN 439)	Duty cycle (%)	Wire- \varnothing (mm)
PP 24 D	air-cooled	250 A	220 A	35	0.8-1.0
PP 36 D	air-cooled	300 A	270 A	60	0.8-1.2
PP 240 D	liquid-cooled	270 A	240 A	100	0.8-1.2
PP 401 D	liquid-cooled	350 A	320 A	100	0.8-1.6

Torch complete*	Part-No. 8 m	Part-No. Swan neck
Type		
PP 24 D straight, motor 42 V	082.0011	082.0001
PP 24 D 45° bent, motor 42 V	082.0014	012.0194
PP 36 D straight, motor 42 V	083.0014	081.0002
PP 36 D 45° bent, motor 42 V	083.0017	014.0095
PP 240 D straight, motor 42 V	092.0018	092.0007
PP 240 D 45° bent, motor 42 V	092.0019	092.0001
PP 401 D straight, motor 42 V	091.0043	091.0002
PP 401 D 45° bent, motor 42 V	091.0044	091.0001

Also available with 24 V motor. If requested, the torch can be delivered with a potentiometer mounted in the handle.

* Complete torches (central adaptor with spring pins) see page 37.


PP 24, PP 36, PP 240, PP 401

Wear parts

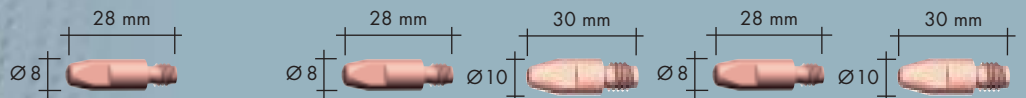
PP 24/240

PP 36


PP 401



Gas nozzle (10 pcs.)	Ø A		Ø B		Ø C	
Cylindrical	Ø 17	145.0047	Ø 19	145.0045	Ø 20	145.0051
Conical	Ø 12.5	145.0080	Ø 16	145.0078	Ø 16	145.0085
Conical	Ø 10	145.0128	Ø 12	145.0126	Ø 14	145.0132




Contact tip (10 pcs.)		M6	M6	M8	M6	M8
E-Cu	Ø 0.8	140.0051	140.0051	140.0114	140.0051	140.0114
	Ø 1.0	140.0242	140.0242	140.0313	140.0242	140.0313
	Ø 1.2	140.0379	140.0379	140.0442	140.0379	140.0442
	Ø 1.6	-	-	-	140.0555	140.0587
E-Cu for Al	Ø 0.8	141.0001	141.0001	141.0003	141.0001	141.0003
	Ø 1.0	141.0006	141.0006	141.0008	141.0006	141.0008
	Ø 1.2	141.0010	141.0010	141.0015	141.0010	141.0015
	Ø 1.6	-	-	-	141.0020	141.0022
CuCrZr	Ø 0.8	140.0054	140.0054	140.0117	140.0054	140.0117
	Ø 1.0	140.0245	140.0245	140.0316	140.0245	140.0316
	Ø 1.2	140.0382	140.0382	140.0445	140.0382	140.0445
	Ø 1.6	-	-	-	140.0558	140.0590



Contact tip holder (10 pcs.)	M6	M6 / M8	M6 / M8
M6	142.0003	142.0005	142.0008
M8	-	142.0020	142.0022



Gas diffuser (10 pcs.)	012.0183	014.0261	030.0145
Standard	012.0183	014.0261	030.0145
Long life	-	014.0026	030.0037
Ceramic	-	014.0023	030.0190



Liner	for 8 m	Liner	8 m
Liner	Ø 0.8	PA liner	Ø 0.8
	Ø 1.0		Ø 1.0
	Ø 1.2		Ø 1.2
	Ø 1.6		Ø 1.6
PTFE liner	Ø 0.8		-
	Ø 1.0		128.0019
	Ø 1.2		128.0019
	Ø 1.6		122.0023
Carbon liner	Ø 0.8		126.0013
	Ø 1.0		126.0030
	Ø 1.2		126.0030
	Ø 1.6		126.0047
Carbon liner	Ø 0.8		127.0015
	Ø 1.0		127.0009
	Ø 1.2		127.0009
	Ø 1.6		127.0014

MIG/MAG Fume Extraction Torches "RAB Plus"

air- and liquid-cooled

Every welding job generates fumes and smoke that might be hazardous if inhaled. Based on the well-established torch series "MB" the RAB Plus fume extraction torches offer efficient fume extraction through the torch. Special design solutions guarantee efficient smoke removal directly at its source without affecting the protective gas shield.

- Direct extraction at the arc – guarantees a permanent protection of the welder's respiratory organs
- Problem-free installation in all existing MIG/MAG welding stations
- Small extraction tube diameter – better accessibility
- Aluminum extraction tube – considerable saving of weight
- Handle with extraction control and swivel joint – optimized handling
- A cable assembly with smaller diameters for all types – lower handling weight, optimum flexibility




Type	Cooling	Rating CO ₂	Rating Mixed Gases M 21	Duty cycle (%)	Wire-ø (mm)
RAB Plus 15 AK	air-cooled	180 A	150 A	60	0.6–1.0
RAB Plus 24 KD	air-cooled	250 A	220 A	60	0.8–1.2
RAB Plus 25 AK	air-cooled	230 A	200 A	60	0.8–1.2
RAB Plus 36 KD	air-cooled	300 A	270 A	60	0.8–1.2
RAB Plus 240 D	liquid-cooled	300 A	270 A	100	0.8–1.2
RAB Plus 501 D	liquid-cooled	500 A	450 A	100	1.0–1.6
RAB Plus 501	liquid-cooled	550 A	500 A	100	1.0–1.6



Torch complete*		Part-No.		
Type	Handle	3 m	4 m	5 m
RAB Plus 15 AK	Fume extraction handle	602.2004	602.2005	602.2006
RAB Plus 24 KD	Fume extraction handle	612.2002	612.2003	612.2004
RAB Plus 25 AK	Fume extraction handle	604.2004	604.2005	604.2006
RAB Plus 36 KD	Fume extraction handle	614.2002	614.2003	614.2004
RAB Plus 240 D	Fume extraction handle	623.2002	623.2003	623.2004
RAB Plus 501 D	Fume extraction handle	634.2002	634.2003	634.2004
RAB Plus 501	Fume extraction handle	632.2010	632.2011	632.2012

* Complete torches (central adaptor with spring pins) see page 37.

RAB Plus specific wear parts:



Type	Fume shroud	Fume shroud (funnel)
RAB Plus 15 AK	600.2003	602.0040
RAB Plus 24 KD	600.2005 *	612.0023
RAB Plus 25 AK	600.2004	602.0040
RAB Plus 36 KD	600.2006 *	612.0023
RAB Plus 240 D	600.2005 *	612.0023
RAB Plus 501 D	600.2006 *	612.0023
RAB Plus 501	600.2006 *	612.0023

* With spring clip for fixing the fume shroud (600.2028).

Type	Swan neck	Outer neck	Gas nozzle holder
RAB Plus 15 AK	602.2001	600.2001	902.0007
RAB Plus 24 KD	612.2001	600.2002	–
RAB Plus 25 AK	604.2001	600.2001	–
RAB Plus 36 KD	614.2001	600.2002	–
RAB Plus 240 D	623.2001	600.2002	–
RAB Plus 501 D	634.2001	600.2002	–
RAB Plus 501	632.2001	632.2009	–

The consumables – contact tip, gas nozzle, gas diffuser, contact tip holder, guide spiral or liner – are identical with those of the manual welding torches of same size.

MIG/MAG-Fume Extraction Torches in Action ...



RAB Plus without fume extraction



RAB Plus with fume extraction

MIG/MAG

Automatic Welding Torches


air- and liquid-cooled

Automatic welding processes are used where-ever highest precision and productivity is required. Accessibility to the components very often requires special solutions with automatic torches. ABICOR BINZEL offers a nearly infinite variety of solutions, always based on the design of the world-wide recognized manual torches.

This means: Experience in service life and quality offers the additional advantage, so that special parts are not required.

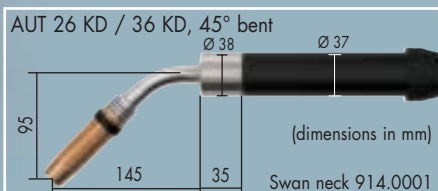

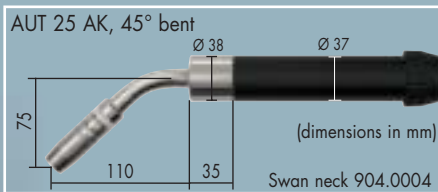
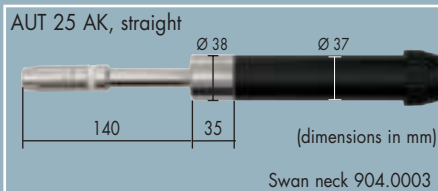
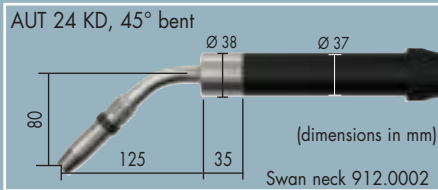

Your BINZEL advantage:

- Expert competence
- Separate special torch production – short delivery time
- high availability
- right solution for every job


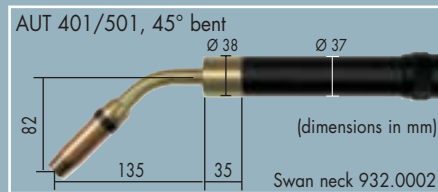


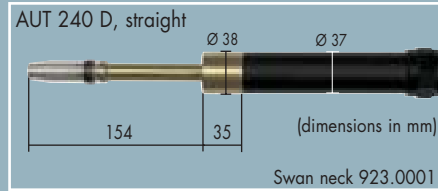


MIG/MAG Automatic Welding Torches







AUT air-cooled



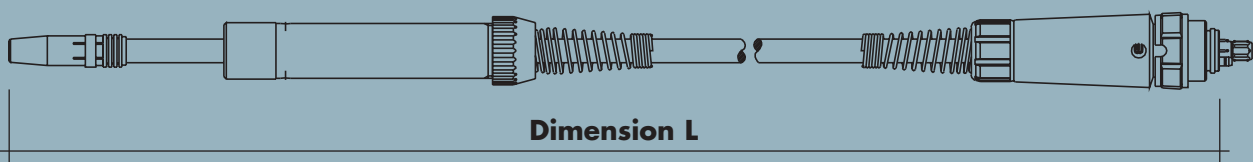
AUT liquid-cooled



ABIMIG® MT liquid-cooled



When ordering complete torches, please indicate the torch type, torch geometry (straight or 45° bent) and dimension "L" (see sketch).



The consumables – contact tip, gas nozzle, gas diffuser, contact tip holder, guide spiral or liner – are identical with those of the manual welding torches of same size.

Bikox, Control cables, Hoses, Handles and Liner

I. Cable assembly air-cooled

Type	Bikox	Cable assembly length			
		3 m	4 m	5 m	8 m
MB GRIP 15 AK	R4 / Typ 16	160.D520	160.D521	160.D522	–
MB GRIP 24 KD / 26 KD	R5 / Typ 25	160.D430	160.D431	160.D432	–
MB GRIP 25 AK	R6 / Typ 35	160.D427	160.D428	160.D429	–
MB GRIP 36 KD	R7 / Typ 50	160.D434	160.D435	160.D436	–
MB 15 AK	B4 / Typ 16	160.0065	160.0078	160.0091	–
MB 24 KD / 26 KD	B6 / Typ 35	160.0239	160.0255	160.0267	–
MB 25 AK	B5 / Typ 25	160.0128	160.0142	160.0155	–
MB 36 KD	B7 / Typ 50	160.0364	160.0379	160.0391	–
ABIMIG® 150 / 150 T	R4 / Typ 16	160.D520	160.D521	160.D522	–
ABIMIG® 200 / 200 T	R4 / Typ 16	160.D520	160.D521	160.D522	–
ABIMIG® 250 / 250 T	R5 / Typ 25	160.D427	160.D428	160.D429	–
ABIMIG® 300 / 300 T	R6 / Typ 35	160.D430	160.D431	160.D432	–
ABIMIG® 350 / 350 T	R7 / Typ 50	160.D434	160.D435	160.D436	–
ABIMIG® 450 / 450 T	R9 / Typ 70	160.D535	160.D536	160.D537	–
PP 24 D	B6 / Typ 35	–	–	–	153.0054
PP 36 D	B7 / Typ 50	–	–	–	153.0129
RAB Plus 15 AK	B4 / Typ 16	660.0001	660.0002	660.0003	–
RAB Plus 24 KD	B6 / Typ 35	660.0010	660.0011	660.0012	–
RAB Plus 25 AK	B5 / Typ 25	660.0005	660.0006	660.0007	–
RAB Plus 36 KD	B7 / Typ 50	660.0014	660.0015	660.0016	–

II. Cable assembly liquid-cooled

Type	Description	Cable assembly length				
		3 m	4 m	5 m	8 m	per m
MB GRIP 240/401/501	Power cable	115.0561	115.0562	115.0563	–	–
MB 240/401/501 / RAB Plus 240/501 / ABIMIG® 452/535	Power cable	115.0065	115.0070	115.0074	–	–
ABIMIG® 240/401/501 / ABIMIG® 645	Power cable	115.0379	115.0380	115.0381	–	–
PP 240/401	Power cable	–	–	–	115.0043	–
MB GRIP 240/401/501	Wire conduit	156.0275	156.0276	156.0277	–	–
MB 240/401/501 / ABIMIG® 240/401/501 / ABIMIG® 452/535/645	Wire conduit	156.0019	156.0023	156.0026	–	–
RAB Plus 240/501	Wire conduit	154.0002	154.0003	154.0004	–	–
PP 240/401	Wire conduit	–	–	–	153.0028	–
MB GRIP / MB 240/401/501 / RAB Plus 240/501 / PP 240/401 /	Water hose blue	–	–	–	–	109.0057
MB 240/401/501 / RAB Plus 240/501 / PP 240/401	Water hose red	–	–	–	–	109.0056
ABIMIG® 240/401/501	Water hose black HDH	–	–	–	–	109.0052
ABIMIG® 452/535	Water hose black	–	–	–	–	109.0011
ABIMIG® 645 (Inlet blue)	Water hose black HDH	–	–	–	–	109.0059
ABIMIG® 645 (Outlet red)	Water hose black HDH	–	–	–	–	109.0053

Bikox, Control cables, Hoses, Handles and Liner

II. Cable assembly liquid-cooled

Type	Description	Cable assembly length				per m
		3 m	4 m	5 m	8 m	
MB GRIP/MB 240/401/501 / ABIMIG® 240/401/501 / RAB Plus 240/501 / PP 240/401 ABIMIG® 452/535/645	Gas hose	–	–	–	–	109.0040
all torches	Control cable 2-pole	–	–	–	–	100.0019

III. Hoses

Typ	Description	Cable assembly length				per m
		3 m	4 m	5 m	per m	
MB 240/401/501 / ABIMIG® 240/401/501 MB GRIP 240/401/501 / ABIMIG® 452/535/645 PP 24/36/240/401	Hose 25 x 1.5	107.0079	107.0044	107.0080	107.0004	
RAB Plus 15/24/25/36 RAB Plus 240/501	Hose LW 28 Hose LW 32	–	–	–	109.0042 109.0043	

IV. Hose clamps, Quick connector and Marking washer

Type	Part-No. (20 pcs.)	for hose							
		109.0011	109.0039	109.0040	109.0052	109.0053	109.0056	109.0057	109.0059
Hose clamp Ø=8.7	171.0002			•					
Hose clamp Ø=9.0 with ring (mark. 9.5)	173.0001				•		•	•	
Hose clamp Ø=8.2 with ring (mark. 8.7)	173.0005	•				•			•
Hose clamp Ø=7.8 with ring (mark. 8.3)	173.0011	•	•			•			•
Quick connector	501.0114				•		•	•	
Quick connector	501.2165	•				•			•
Marking washer red	501.2166	•			•	•			
Marking washer blue	501.2167	•			•				•
Fastener cap red	501.2423	•			•				
Fastener cap blue	501.2424	•			•				•

Bikox, Control cables, Hoses, Handles and Liner

V. Handles

Type	Description	Part-No.
MB GRIP 15/24/25/26/36	Handle GRIP	180.0127
MB GRIP 240/401/501		
Ball joint bent protection MB GRIP	air-cooled	400.1124
Ball joint bent protection MB GRIP	liquid-cooled	400.1125
Inner ring	for ball joint bent protection MB GRIP, liquid-cooled	400.0790
MB 15/24/25/26/36	Handle ERGO	180.0076
MB 240/401/501		
ABIMIG® 150/200	Handle L	180.D055
ABIMIG® 150 T/200 T	Handle L	180.D054
ABIMIG® 250/300/350	Handle S	180.D034
ABIMIG® 250 T/300 T/350 T	Handle S	180.D026
ABIMIG® 450	Handle V	180.D039
ABIMIG® 450 T	Handle V	180.D024
ABIMIG® 240/401/501 WT	Handle	180.D201
ABIMIG® 452/535/645	Handle ABIMIG®	180.0111
RAB Plus 15/24/25/36/240/501	Handle RAB Plus	180.0110
AUT 24/25/26/36/240/401/501	Handle tube AUT	180.0097
ABIMIG® MT 452/535/645	Handle tube MT	180.0114

VI. Combined wire gui

Type	for wire-ø	for 3 m	for 4 m	for 5 m	for 8 m
PTFE / Brass	0.8	126.M002	126.M003	126.M004	–
PTFE / Brass	1.0–1.2	126.M006	126.M007	126.M008	–
PTFE / Brass	1.6	126.M009	126.M010	126.M011	–
Carbon -PTFE / Brass	0.8	127.M002	127.M003	127.M004	–
Carbon -PTFE / Brass	1.0–1.2	127.M006	127.M007	127.M008	–
PA / Brass	1.0–1.2	128.M002	128.M003	128.M004	–

VII. Liner for special wire

Liner	Colour	ø inside / outside	for wire-ø	for 3 m	for 4 m	for 5 m	for 8 m
Liner	petrol	2.0 / 4.7	1.0–1.2	126.0069	126.0070	126.0071	–
Liner	petrol	2.7 / 4.7	1.6	126.0072	126.0073	126.0074	–
PA liner*	grey	2.0 / 4.0	1.0–1.2	–	128.0015	–	128.0019
PA liner*	grey	2.3 / 4.7	1.6	–	128.0021	–	128.0023
PA liner*	grey	2.9 / 4.7	2.4	–	128.0025	–	128.0032

* only for Push-Pull

Coolant Recirculator WK 23 / WK 43

The portable cooling device for all common applications!

- **Simple handling**
Connection (feed and return) via quick-action couplings.
- **Compact design size**
Small space requirements.
- **Sturdy design**
Indestructible stainless steel tank and sturdy housing.
- **Service-friendly**
Clear coolant sight glass.

■ **Cool supplement:**
Liquid-cooled welding with air-cooled power sources!



WK 23

WK 43

Technical data:

Type	WK 23	WK 43
Heat exchanger:	2 lines	4 lines
Immersion pump 50 Hz (protection class IP 54)	Delivery height: Hmax. 32 m Delivery height at G3/8" connector: Qmax. 13.5 liters per min.	Delivery height: Hmax. 32 m Delivery height at G3/8" connector: Qmax. 13.5 liters per min.
Immersion pump 60 Hz (protection class IP 54)	Delivery height: Hmax. 32 m Delivery height at G3/8" connector: Qmax. 16.0 liters per min.	Delivery height: Hmax. 32 m Delivery height at G3/8" connector: Qmax. 16.0 liters per min.
Cooling capacity (RT = 22° C)	ca.1000 W at 1 liter per min.	ca.1300 W at 1 liter per min.
Dimensions (LxBxH)	253x270x460 mm	253x270x516 mm
Weight:	17 kg	18 kg
Tank capacity:	7 liters	7 liters

Type	Line Voltage	Frequency	Power Rating	Current Consumption	Part-No.
WK 23	115 V	50 Hz	0.35 kW	6.5 A	850.0214
WK 23	115 V	60 Hz	0.35 kW	6.5 A	850.0135
WK 23	230 V	50 Hz	0.35 kW	3.1 A	850.0137
WK 23	230 V	60 Hz	0.35 kW	3.1 A	850.0210
WK 23	240/415 V	50 Hz	0.50 kW	2.6/1.6 A	850.0144
WK 43	115 V	50 Hz	0.35 kW	6.5 A	850.0215
WK 43	115 V	60 Hz	0.35 kW	6.5 A	850.0156
WK 43	230 V	50 Hz	0.35 kW	3.1 A	850.0159
WK 43	230 V	60 Hz	0.35 kW	3.1 A	850.0211
WK 43	240/415 V	50 Hz	0.50 kW	2.6 A/1.6 A	850.0165

Operating instructions

As coolant for all liquid-cooled torch systems, we recommend the special BINZEL coolant BTC-15, which remains liquid down to -10° C. Must be used in conjunction with an adequate motor protection device. A water flow cut-off switch (850.0033) is recommended.

Welding accessories

To achieve the best results ...

... one of the things which will help you to achieve the best results in the welding process is to use professional accessories. When ideally tailored to the task, they provide the basis for operational safety and long service life. High-quality welding accessories increase the output and reliability of your torch.

To achieve perfect results, don't leave anything to chance.

Rely on original welding accessories from ABICOR BINZEL.



1 Anti spatter spray, silicon and solvent free
400 ml,
Part-no.: 192.0127

2 Super pistole spray, silicon free, protect for spatter
400 ml
Part-no.: 192.0071

3 Düsofix, anti spatter paste,
300 g
Part-no.: 192.0058



4 Anti spatter fluid, silicon free, protect for spatter
Part-no.:

1 litre	192.0056
5 litre	192.0052
20 litre	192.0048
200 litre	192.0046



5 Gas flow meter
Part-no.: 191.0003

6 Wire cleaning set
red for steel
Part-no.: 193.0001
white for Alu
Part-no.: 193.0002

Wire cleaning felt
red for steel (25 pcs.)
Part-no.: 193.0003
white for Alu (25 pcs.)
Part-no.: 193.0004

7 Clamp
Part-no.: 193.0007

ABICOR

8 Special coolant BTC-15

The special coolant from BINZEL protect down to minus 10°C for all liquid welding and cutting facilities.

Part-no.:
5 litre 192.0110
20 litre 192.0111
200 litre 192.0112



9 Spigot
Part-no.: 192.0109
for 200 litre barrel
(BTC-15)



10 MIG-Handy-Support (FIX)
(w/o. magnet base)
Part-no.: 193.0018



12 Accessories case
big

Part-no.: 192.0069

13 Accessories case
small

Part-no.: 192.0066

11 Special pliers
Size 1 (FIX)

Part-no.: 193.0013

Special pliers
Size 2 (FIX)

Part-no.: 193.0014



14 Spanner
Part-no.: 191.0001
Spanner for
ABIMIG® air-cooled
Part-no.: 191.0030

15 Multiple spanner
Part-no.: 191.0015

16 Universal spanner
Part-no.: 750.0125

17 Electrode spanner
Part-no.: 743.0064



18 Sharpener for
collet core liner
Part-no.: 191.0064

19 Hose cutter
Part-no.: 191.0062

Central adaptor and central connector system


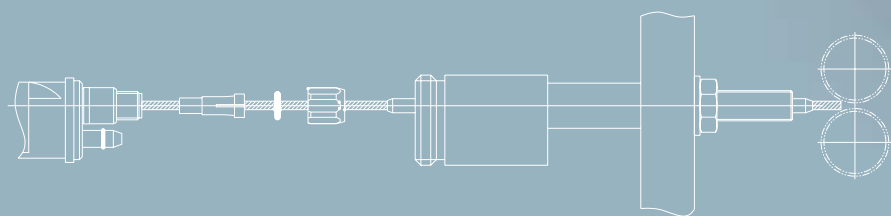
The universal connection ...

The original ABICOR BINZEL central adaptor and central connector, for air-cooled and liquid-cooled MIG/MAG machines, have been the industry standard for more than 30 years.

All machine types are different in construction and all wire feeding systems have their own dimensions. However, there is a common denominator the central adaptor system.



We offer more than 500 different central adaptor types. Please indicate manufacturer and type of your wire feeder or your compact power source and we will supply you with the appropriate adaptor. However, if there should occur an adaptation problem, please contact us – we will take care of it.



Central adaptor and central connector system

Insulation flanges

Description	No.	Sizes	Part-No.
Insulation flange	(n. shown)	∅ 120 mm	501.0602
Insulation flange	1	Δ 85 mm	501.2381
Insulation flange	2	∅ 85 mm	501.0616
Insulation flange	3	∅ 50 mm	501.0588
Insulation flange	(n. shown)	□ 60 mm	501.2308



Brass bodies

Description	No.	Sizes	Part-No.
Brass body	4	Gas axial	501.0168
Brass body	5	Gas radial	501.0169
Brass body	6	Power/Gas radial	501.0170
Brass body	7	Power and Gas radial	501.0172
Brass body	8	Power radial/Gas axial	501.0175
Connector with control line	(n. shown)	600 mm (white)	501.0183
Connector with control line	(n. shown)	600 mm (brown)	501.2020



Adaptor plugs

Description	No.	Sizes	Part-No.
Blank ∅ 16	9	100 mm	501.2191
Blank ∅ 16	10	170 mm	501.2192
Blank ∅ 16	11	250 mm	501.2193
Blank ∅ 22	12	200 mm	501.2190

Here you can see a small selection of adapter plug blanks for individual processing, representing the more than 500 different adapter plugs available in the ABICOR BINZEL range. We supply ready-made adapters on request, please specify the make and type of wire feeding device and/or compact plant in your order.

Description	Part-No.
Power lug	501.0280



Central adaptor and central connector system

Capillary tubes

Description	Sizes	Part-No.
Capillary tubes for wire up to \varnothing 1.0 mm	200 mm	129.0164
	300 mm	129.0187
	500 mm	129.0189
	1000 mm	129.0107
Capillary tubes for wire up to \varnothing 1.6 mm	200 mm	129.0313
	300 mm	129.0357
	500 mm	129.0361
	1000 mm	129.0227
Capillary tubes for wire \varnothing 2.0 u. 2.4 mm	200 mm	129.0395
	300 mm	129.0411
	500 mm	129.0412
	1000 mm	129.0366



Guide tubes

Description	Sizes	Part-No.
Guide tubes for liners	200 mm	129.0461
	300 mm	129.0471
	500 mm	129.0473
	1000 mm	129.0426

The guide tubes must be fitted as shown in the assembly instructions on page 33.

Quick disconnectors

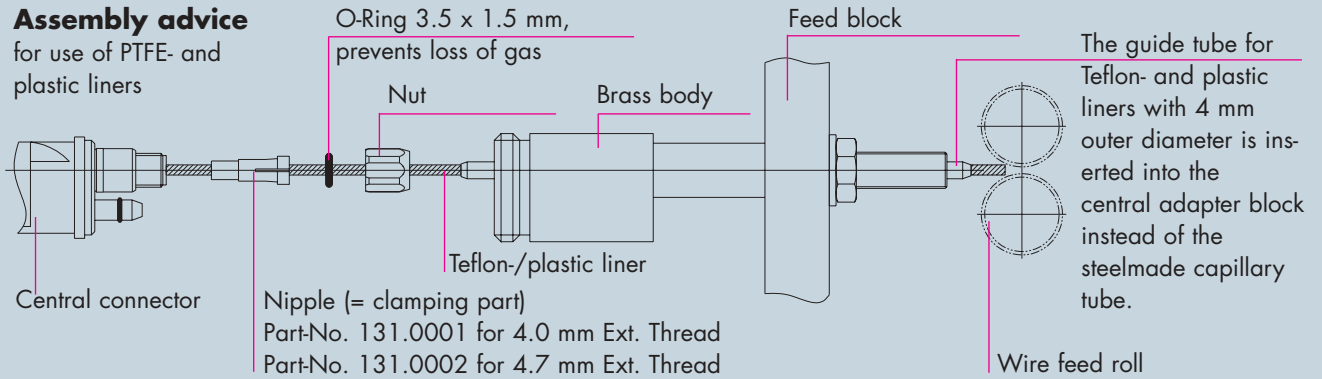
Description	Part-No.
for fitting with hose 8 mm \varnothing	501.0190
for mounting with G 1/2" nut and powerconnection	501.0198
for fitting with hose 6 mm \varnothing	501.0204
for fitting with hose 6.5 mm \varnothing	501.0230
for mounting with G 3/8" nut and powerconnection	501.0163
for fitting with hose 10 mm \varnothing	501.0195
for mounting with nut M 12x1,5	501.0194
for mounting with nut G 3/8"	501.0189
for mounting with nut M 12x1	501.0176
for mounting with nut G 1/4"	501.0158
for mounting with nut M 14x1	501.0197
for mounting with nut G 1/2"	501.0191
for mounting with nut 5/8" LH Ext. Thread	501.0188
for mounting with nut 7/8" 14G-UNF	501.0196
Spacer ring	501.0304
Quick disconnector G 1/8" Ext. Thread	177.0003
Quick disconnector G 1/8" Int. Thread	177.0002
Quick disconnector G 3/8" Ext. Thread	177.0012



Central adaptor and central connector system

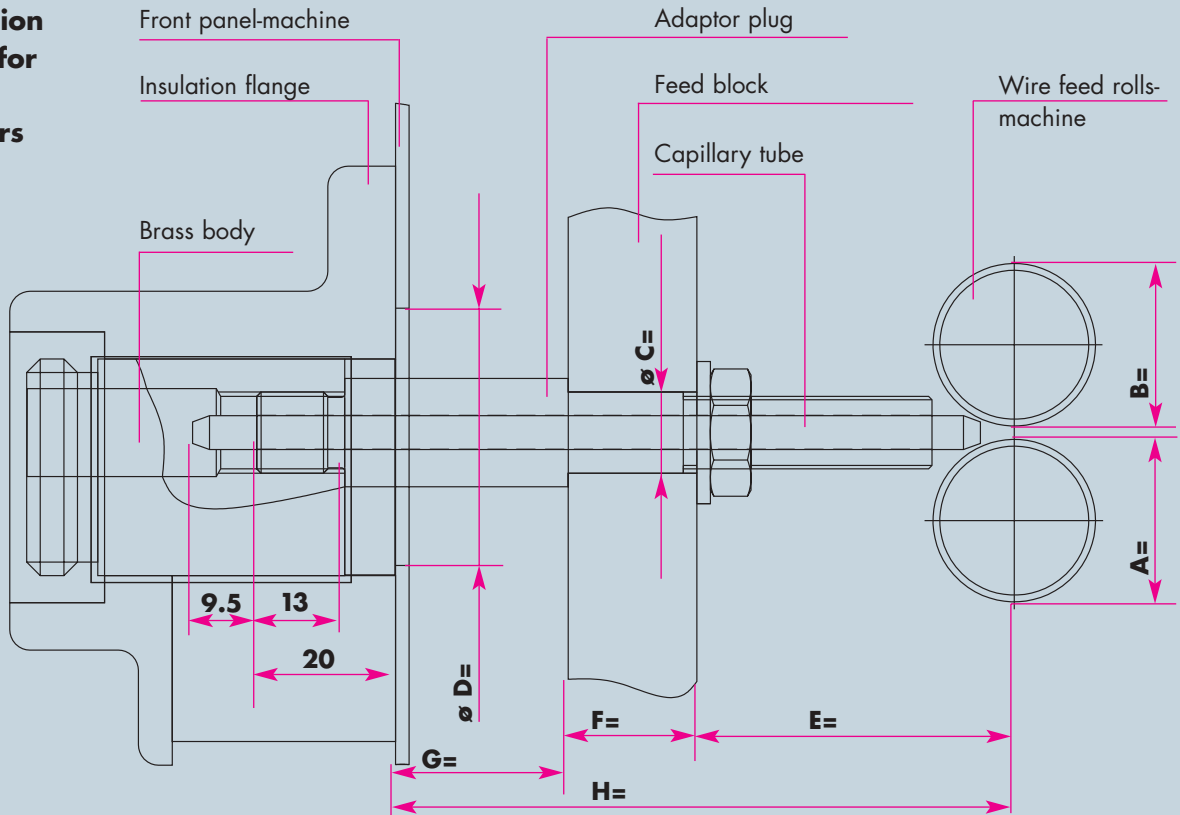
Assembly advice

for use of PTFE- and plastic liners



Fill in exactly and send back by fax.

Dimension sketch for central adaptors



	Power source	Wire feeder	Connections		Hose cable length in mm	Connections			
			Plug conn.	Thread		inside	outside		
Manufacturer			Gas						
Type			Current						
Serial No.			Water preflow						
Constr. year			Current/water						
Control lead						1	2	3	pole

Sender

Company: _____

Telephone: _____

Street/No.: _____

Fax: _____

Post code/City: _____

Contact person: _____

Date: _____ Signature: _____

Please make a copy of this side and send by fax. So you're faster and you'll be able to use the document often.

Central adaptor with spring contacts

Flexible contacting ...

The system clicks!
No matter what happens.

Whether the contact guides have become slightly damaged due to rough operating conditions or have even been deformed by improper handling - this central adaptor will ensure a safe contact even with female connectors from other makes.



The new original.
The new central adaptor now optionally available with flexible spring contacts.

Because when the adaptor and female connector are joined together, the contact pins on the adaptor are no longer inserted into the female connector. Instead, hemispherical contact is made with the insertion openings, whereby spring force ensures additional application pressure.

Even in the case of misuse or the wrong female connectors nothing can happen, nothing become bent. Because the contact pins then retract flexibly. For a longer service life and better contact!

Central adaptor with spring contacts

Type	For torch version	Part-No.
Central adaptor KZ-2	for MB / MB GRIP & RAB Plus, air-cooled	501.2155
Central adaptor WZ-2	for MB / MB GRIP, Push-Pull & RAB Plus, liquid-cooled	501.2156
Central adaptor WZ-2	for ABIMIG® liquid-cooled	766.0503
Central adaptor GZ-2	for Push-Pull air-cooled	501.2402
Adaptor with control line	100 mm (white)	501.2378
Adaptor with control line	100 mm (brown)	501.2377

The central adaptor that always produces a good connection thanks to its flexible spring contacts.



Central Adaptor with rigid contacts

Type	For torch version	Part-No.
Central adaptor KZ-2	for MB and RAB Plus, air-cooled	501.0003
Central adaptor WZ-2	for MB, Push-Pull and RAB Plus liquid-cooled	501.0015
Central adaptor WZ-2	for ABIMIG®, liquid-cooled	766.0501
Central adaptor GZ-2	for Push-Pull, air-cooled	501.0005
Adaptor with control line	100 mm (white)	501.0013
Adaptor with control line	100 mm (brown)	501.2215

Tried and tested a million times and still available.
 The original central adaptor with rigid contacts.

Central adaptor with spring contacts

MIG/MAG Welding Torches including central adaptor with spring pins

MIG/MAG Welding Torches "MB" air-cooled

Torch complete		Part-No.			Swan neck	
Type	Handle	3 m	4 m	5 m	Type	Part-No.
MB 15 AK	ERGO	002.0514	002.0515	002.0516	50°	002.0009
MB 25 AK	ERGO	004.0376	004.0377	004.0378	50°	004.0012
MB 24 KD	ERGO	012.0158	012.0159	012.0160	50°	012.0001
MB 26 KD	ERGO	018.0132	018.0133	018.0134	50°	018.0001
MB 36 KD	ERGO	014.0191	014.0192	014.0193	50°	014.0006

MIG/MAG Welding Torches "MB" liquid-cooled

Torch complete		Part-No.			Swan neck	
Type	Handle	3 m	4 m	5 m	Type	Part-No.
MB 240 D	ERGO	023.0185	023.0186	023.0187	50°	023.0001
MB 401 D	ERGO	033.0193	033.0182	033.0194	50°	033.0001
MB 401	ERGO	030.0191	030.0192	030.0193	50°	030.0001
MB 501 D	ERGO	034.0292	034.0293	034.0294	50°	034.0001
MB 501	ERGO	032.0219	032.0220	032.0221	50°	032.0002

MIG/MAG Welding Torches "ABIMIG®" liquid-cooled

Torch complete		Part-No.			Swan neck	
Type	Handle ABIMIG®	3 m	4 m	5 m	Type	Part-No.
ABIMIG® 452 D W	with ball-and-socket joint	766.0176	766.0177	766.0178	50°	766.0002
ABIMIG® 452 W	with ball-and-socket joint	766.0170	766.0171	766.0172	50°	766.0001
ABIMIG® 535 W	with ball-and-socket joint	766.1152	766.1153	766.1154	50°	766.1001
ABIMIG® 645 W	with ball-and-socket joint	766.1158	766.1159	766.1160	50°	766.1002


MIG/MAG Welding Torches Push-Pull "PP" air- and liquid-cooled


Torch complete		Part-No.		Swan neck	
Type	Motor	8 m		Type	Part-No.
PP 24 D	42 V	082.0035		straight	082.0001
PP 24 D	42 V	082.0036		45°	012.0194
PP 36 D	42 V	083.0028		straight	081.0002
PP 36 D	42 V	083.0029		45°	014.0095
PP 240 D	42 V	092.0034		straight	092.0007
PP 240 D	42 V	092.0035		45°	092.0001
PP 401 D	42 V	091.0169		straight	091.0002
PP 401 D	42 V	091.0170		45°	091.0001

MIG/MAG Fume Extraction Torches "RAB Plus" air- and liquid-cooled

Torch complete		Part-No.			Part-No.	
Type	Handle	3 m	4 m	5 m	Outer neck	Swan neck
RAB Plus 15 AK	Fume Extraction Handle	602.2013	602.2014	602.2015	600.2001	602.2001
RAB Plus 24 KD	Fume Extraction Handle	612.2008	612.2009	612.2010	600.2002	612.2001
RAB Plus 25 AK	Fume Extraction Handle	604.2010	604.2011	604.2012	600.2001	604.2001
RAB Plus 36 KD	Fume Extraction Handle	614.2008	614.2009	614.2010	600.2002	614.2001
RAB Plus 240 D	Fume Extraction Handle	623.2008	623.2009	623.2010	600.2002	623.2001
RAB Plus 501 D	Fume Extraction Handle	634.2014	634.2015	634.2016	600.2002	634.2001
RAB Plus 501	Fume Extraction Handle	632.2016	632.2017	632.2018	632.2009	632.2001

Notes







Technology for the Welder's World.

Our product range:

■ MIG/MAG

- Welding Torches
- Automatic and Special Torches
- Push-Pull Welding Torches
- Fume Extraction Torches
- Central Adaptor System

■ TIG

- Welding Torches
- Automatic and Special Torches

■ PLASMA

- Cutting Torches
- Welding Torches
- Automatic and Special Torches

■ Robotic Peripheral Equipment

- Robot Torches
MIG/TIG/Plasma
- Robot Mount CAT2
- Torch Change System ATS-Rotor
- Tool Change System WWS
- Wire Cutting Station DAV
- Torch Cleaning Station
BRS-LC and BRS-FP
- Wire Feeding Station APD-MF

■ Welding Accessories

- Cooling Device
- Welding Cable Plug and Socket
- Anti Spatter Spray and Paste
and so on ...



Alexander Binzel Schweisstechnik GmbH & Co. KG
P.O. Box 10 01 53 · D-35331 Gießen
Phone: ++49 (0) 64 08 / 59-0
Fax: ++49 (0) 64 08 / 59-191
Internet: www.binzel-abicor.com